

# PROFICY® OPERATIONS HUB 2024



Modern, centralized OT visualization with no-code configuration, native HTML5 & remote access

## Enable collaboration & continuous improvement with OT business intelligence, centralized visualization/configuration & digitized processes

Looking to quickly analyze production data for an issue you saw? Need to extend operations visibility to non-OT personnel? Tired of wasting money on siloed and fit-for-purpose interfaces?

Proficy Operations Hub is a centralized environment to rapidly build industrial applications (data connectivity, aggregation and visualization), enabling improved plant operations through comprehensive, contextual information that's easier to analyze and act upon independently of location.

With Proficy Operations Hub and HTML5 technology, teams across all levels in an organization can increase operational efficiency and make better decisions based on real-time and historical plant-wide application data, including historian, HMI/SCADA, MES, analytics, and third party. Users can monitor, control, provide data entry, and perform analysis all through Proficy Operations Hub.

Out-of-the-Box or Build-Your-Own Industrial Apps such as:

- Monitor & Control
- Dashboards & KPIs
- Analysis
- Reporting
- Digital Andon
- Sustainability Metrics

### OUTCOMES BY DESIGN

- Improve collaboration and continuous improvement programs with a cross-business, easily accessible digital operations hub
- Support your corporate IT strategies – available on the AWS Marketplace
- Rapid, no/low code development of Web-based displays for operations
- Faster response and better decision-making with centralized visualization, digitized processes, data analysis in context, and task lists
- Decreased costs and time-to-market for creating Web-based operations applications using HTML5 technology
- Lower maintenance costs with centralized Web applications
- Information anywhere, any time with responsive design

## 01 Accelerate development with code-free configuration and native HTML5

Proficy Operations Hub allows both developers and non-developers to quickly assemble displays through a comprehensive library of widgets and arrange them to provide responsive operator visualization.

You can easily define data sources and entities for connected devices and create queries to access and transform data into actionable information for operations.

Drag-and-drop design allows for simple placement and configuration of visualization components on the display, then dragging the query or data source onto the component quickly enables the data connections.

## 02 Deliver contextual, actionable information with a cross-business operations hub

Proficy Operations Hub shares information across frontline workers, empowering them with knowledge of what is happening.

The software enhances accessibility across roles and locations, providing critical information including trends for improved response and real-time task lists. The solution also makes it easy to collect data from operators, facilitating interaction and sending commands back to connected interfaces. Operators can monitor, control, analyze, and more.

## 03 Information at your fingertips

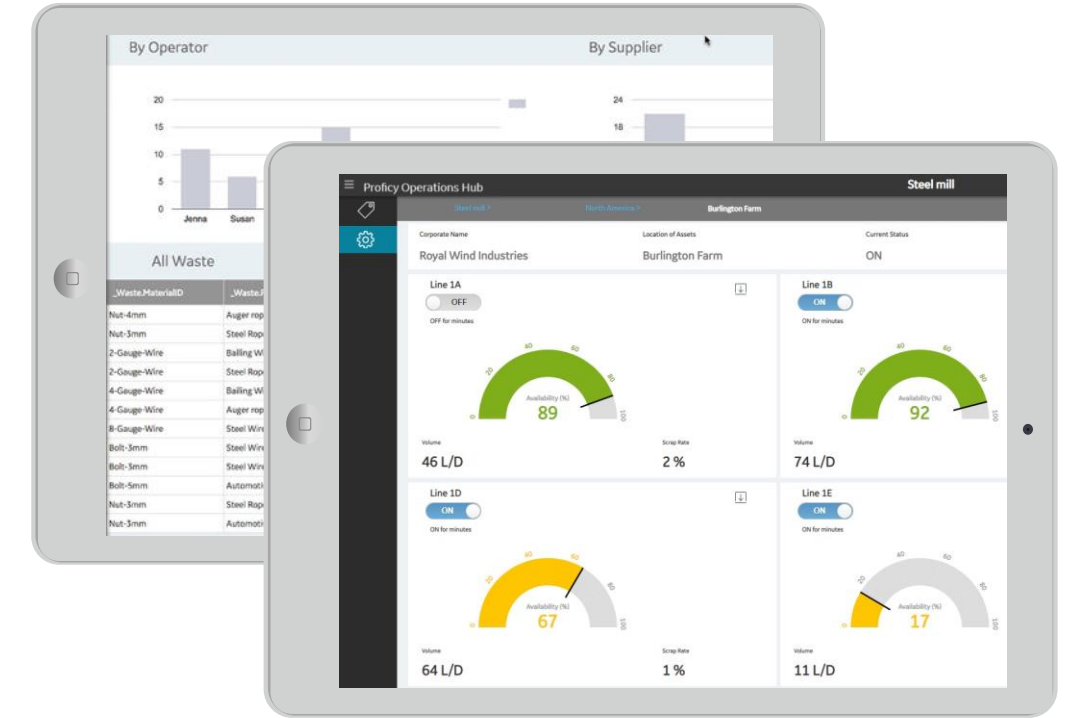
Responsive design and native HTML5 technology allow you to build the application, so information is readily available on PC displays, tablets, and mobile phones.

You can allow access to information and insights into your operations from anywhere, any time.

## 04 Fast, automatic response based on IIoT data

Proficy Operations Hub allows you to trigger automatic actions based on human events or device or system data.

You can configure actions to drive data queries, send emails, or send commands to devices.



## 05 Save time with zero deployment clients, centralized management & standards

Leveraging Web technology and open standards such as OPC UA for interoperability, Proficy Operations Hub reduces deployment and maintenance time. The true native Web clients do not require any client installation. Deploying and maintaining have never been easier.

With native HTML5, you can design once and deploy across different display technologies, reducing configuration and maintenance efforts, giving your enterprise teams rich Web-based OT intelligence.

*“Proficy Operations Hub accelerated time to value as we developed and delivered an expanded remote and local monitoring and control solution for ENGIE, a major energy company serving millions of customers. We leveraged this highly flexible software including RAD capabilities in conjunction with the Proficy portfolio to create reusable objects and High Performance HMI operator screens, GIS functionality, dashboards, and more.”*

Sven Simons, Manager, Industrial IT Business Unit  
Control & Protection Automation nv

# PROFICY® OPERATIONS HUB 2024



Modern, centralized OT visualization with no-code configuration, native HTML5 & remote access

## Features

### New in Version 2024

- Operations Hub Cloud: Reduce costs with containerized Proficy Operations Hub on AWS, including configurations with Proficy Plant Applications and/or Proficy Historian
- High Availability – Windows Cluster: High availability (failover) support for on-premise deployments through Windows Clustering
- Distortion-Free Scalable Screens: Define an aspect ratio for regions of the screen that have visual content scale while preserving the aspect ratio
- Click Zones: Navigate and perform other actions through user clicks on HMI graphics
- Global Context – Trend Card Integration: Define a global time and set of pen selections that can be passed into the Trend Card, used to support global (page level) time and context selection

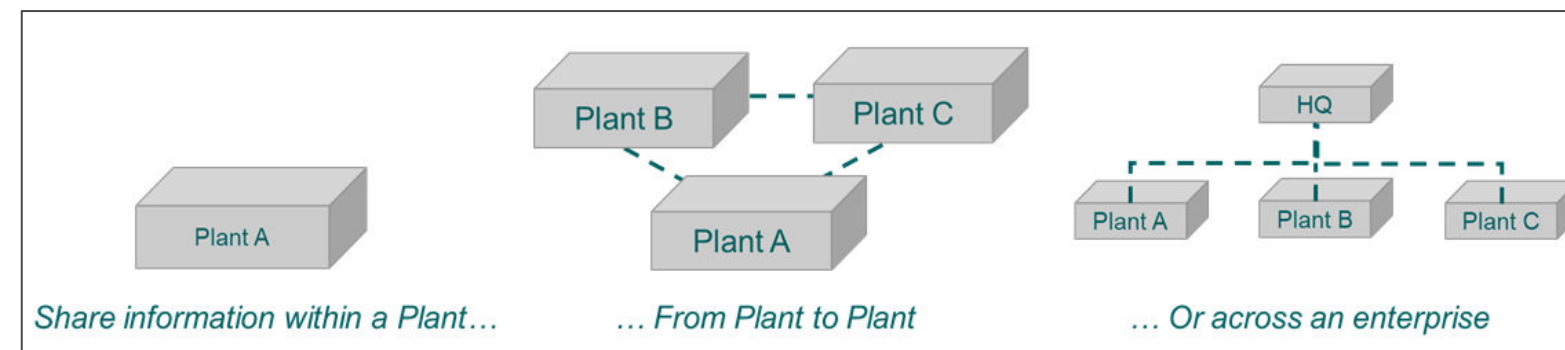
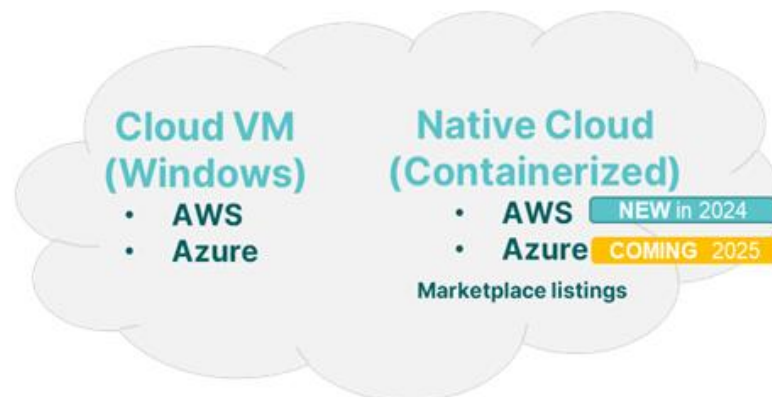
### Rich Features, Continuous Innovation

- Consolidate disparate data and applications into a single interface tied to a singular model context
- Native HTML5 allows for designing once and deploying across different display technologies, reducing configuration and maintenance efforts

- Centralized configuration and management for easier lifecycle management
- Design role- and function-based interfaces with ability to deploy across all users in an enterprise
- Develop, manage, and deliver applications that collect, display, and analyze data from equipment or servers – without needing programming skills
- Cloud (Azure and AWS VM), on-prem or hybrid
- Monitor, control, data entry, analysis, and task management capabilities
- Democratized tool for cross-business access
- Proficy family integration: iFIX, CIMPLICITY, Proficy Historian, Proficy Plant Applications, Proficy WebSpace, Proficy CSense, Proficy Batch Execution, Proficy Workflow
- Connectivity: OPC UA (including Write for third-party integration), relational databases (SQL), time series, Historian, REST, MQTT, URL
- Data Management: Modeling including Entities and Pivot Tables and Grid; Queries, events, and notifications
- Model and flat tag support
- Trigger automatic action based on IoT or other events and data
- ISA 18.2 and ISA 101 for improved operator performance
- User-friendly WYSIWYG App Builder with a rich development library including extensive widgets and drag-and-drop configuration
- Native HMI builder integration - HMI widgets: Mimic, Alarm, Proficy WebSpace (iFIX and CIMPLICITY)
- Stock widgets: Gauge, Timeline Chart, Indicator, Grid, Pareto Chart, Spider Chart, Sparkline, Bullet Graph, iFrame, and many more
- Trend Analysis App (widgets) to improve root cause detection and collaborative analysis by providing ad hoc trending & KPI dashboards from Historian data.. Feature-rich app for data analysis in model context
- Task Lists (widget) on an asset with context. View and act on tasks in real time with Proficy Workflow integration
- Multi-timeline widget for displaying event-based data such as downtime, machine/equipment utilization and more
- Visualization widgets for supervisory dashboards to enhance OT Business Intelligence (BI)
- SDK for custom widgets and entities REST API

- Dataflow editor for creating runtime logic to transform data for visualization
- Responsive layouts per page (Web, mobile, tablet)
- Actions, Conditions, and Formulas
- Access using PC displays or mobile devices
- Native HTML5 and CSS3 for platform independence
- Role-based permissions at the page level
- Security: AD and shared UAA support
- QR code navigation for mobile
- Easy installation and configuration – Proficy Installer and Configuration Hub
- Up to 1,000 Concurrent Clients on a single server
- Web-based technologies, cloud, and Docker: Deployment, product updates, accessibility/mobility, improved collaboration, and lower IT costs
- Excel Add-In for detailed queries by model, asset, type, and flat tag
- Languages: English, Japanese, Chinese, Korean, Spanish, German, Russian, Czech, Italian, French, Portuguese, Turkish

Consult [product documentation](#) for hardware/software requirements. Confirm standard vs optional features with GE Vernova representative. Specifications are subject to change without notice. Results and functionality vary, depending on existing hardware/software, applications, implementation, and other factors.



[LEARN MORE ABOUT OPERATIONS HUB](#)

[GET FREE TRIAL](#)

[WATCH OPERATIONS HUB 2024 WEBINAR](#)